A scenic view of a river with rapids and large rocks, with two kayakers in the middle ground. The river is surrounded by dense green forest. The water is turbulent and white with foam as it flows over the rocks. Two kayakers are visible in the middle ground, one in a blue and red kayak and another in a yellow kayak. The foreground shows large, smooth, brownish rocks partially submerged in the water.

# 2026/2027 Class III/III+ Itinerary

## Join us in Ecuador this Winter




**7-DAY CLASS III/III+ ITINERARY (NAPO and QUIJOS VALLEYS) \$1550 per person Plus Equipment Rental.** This trip requires a minimum of 4 people sharing two cabins. Other cabins and private rooms may be available at additional cost.

This year we are offering a Class III-III+ cataraft, raft, inflatable kayak, SUP, or hardshell trip for **intermediate paddlers** to the Napo Valley (Archidona) with a day spent in the Quijos Valley. Discover amazing rivers and landscapes in the Amazon jungle of Ecuador. Paddle with our top certified local guides! What could be better than a week of Class III-III+ boating in a tropical paradise? This trip is for people who want to maximize their river time and only take a week off of work. Travel on the weekend, boat during the week and travel back to the USA on the following weekend. These trips are available throughout the year, but Neil will only accompany groups on select dates from **December to March, 2026**.

These are small-group (6-8 people max) trips for people that **bring their own equipment** down with them. You will be responsible for bringing your own boating equipment (cataraft, raft, paddle cat, IK, SUP, or kayak) and personal gear (PFD, helmet, skirt, paddle). Rafts (row or paddle), inflatable kayaks and kayaks are available to rent at additional cost from **Kayak Ecuador** if you cannot bring your own equipment. Neil has at least one complete cataraft package available to rent while participating in one of these trips. Personal gear is also available to rent for an additional charge. Most of the rivers on this trip are suitable for intermediate paddlers/rowers with solid Class III skills and have moderately difficult rapids that are fun, but not scary. Every day on the river, we will be accompanied by an experienced local kayaker who will take pictures and provide support. Neil will also provide additional safety on his cataraft when accompanying groups of intermediate paddlers.

## Join us in Ecuador this Winter

We'll stay at the beautiful Pacha Eco Lodge Glamping-Hotel with internet, hot showers, glamping cabins with king-sized beds, restaurant, and a safe place for your equipment. The glamping cabins are beautiful, perched above the Rio Misahualli. Each cabin is private so the occupants can stay in their own space with a small private terrace. Bathroom/shower facilities are located in a separate building on the sprawling estate. The grounds are planted with native vegetation and include a chakra where most of the food is grown. There may be other rooms with private baths available for an additional charge to upgrade. A delicious Breakfast and Dinner will be provided at the hotel and lunches will be provided on the river. The restaurant has a spectacular view of the surrounding hills/mountains and the grounds below.



### SAMPLE ITINERARY

**\*Please note that this is a sample itinerary**, actual trips may be different due to changing water levels and the ability level of the trip participants. We will take this into account when determining which rivers to run each day. In Ecuador many of the rapids are rated lower (and more realistically) such that the Class III Jatanyacu may feel more like a III+ to you depending on the water level. The Rio Quijos and Jondachi/Hollin are more difficult and have some rapids that would be rated Class IV in an American guidebook. Some days are leisurely, short river days while other days are longer due to river length and travel time. The trips include 4 days of paddling with a relaxation day in the middle.

If this looks too tame and you are an advanced (Class IV-V) boater - Check out our Class IV/IV+ itinerary!

**Pre-Trip:** Travel and arrive to Quito airport. **You must arrive on or before Saturday**, the day prior to the pick-up in Tababela/Airport hotel so that a single transport vehicle can be used for the entire group. You will need to stay in one of the airport hotels or arrange for airport pickup by one of the nearby hotels in Tababela. We can recommend some places to stay in Tababela or near the airport. If you arrive in Ecuador a day or more before the trip and want to check out the city of Quito, you will need to make your way to Tababela the night before the trip to facilitate meeting with the group and transport on Sunday morning. The Historical Center and Quito South are NOT eligible for pick up. **Hotels and meals before the trip are not included.**

**Day 1 (Sunday):** A private van/truck will pick the group up around 10 am (exact time to be confirmed) and you'll be transported over the 13,000 foot Papallacta Pass and drop down into the Amazon Basin. On the way, check out views of the Class V Rio Papallacta and Class IV+ Rio Quijos. Pacha Eco Lodge is located about 3 hours from Quito. Once here, we will get you set you up in your glamping cabin or Pacha Room with private bath. Then you can discover the self-guided trails around the property and help get the boats ready! In the evening, an amazing welcome dinner will be waiting for you in the restaurant. Cold cerveza or bar drinks too!

## Join us in Ecuador this Winter

**Day 2 (Monday):** Today we'll have an easy, relaxing day on a Class II run on the Rio Napo. This gives us an opportunity to make sure the boats are set up correctly for each person and get ready for the more strenuous and exciting days ahead. During this trip, you can jump into the water, swim, float on the rafts and have fun! Although it is a short experience, there will be plenty of beautiful landscapes full of nature and jungle.

We'll take out at the historic town of Puerto Misahualli where you can take photos of the monkeys, shop for some local handicrafts or enjoy a cold "cerveza" in one of the bars around the park. Then it is back to Pacha for a delicious dinner.



**Day 3 (Tuesday):** After breakfast, we will have a 50 min road trip in order to reach Cando, our put-in for the Rio Jatun Yaku; Cando is a Kichwa Community located in the Llanganates National Park. This park is filled with mystery and legend, boasts some of the most beautiful landscape and grand biodiversity in the country. After running the big waves of "Pimpilala" rapid and a stop at the beautiful Rio Ilukulin, you will enjoy a riverside lunch at Shandia where you can check out (and purchase) some local handicrafts from the indigenous Kichwa. The fun is not over, we'll continue on the river to Puerto Napo before heading back to Archidona. We may stop in Tena on the way to check out the Mercado, indigenous arts, and any shopping that needs to be done. Dinner at Pacha will be delicious.



## Join us in Ecuador this Winter

**Day 4 (Wednesday):** Today we'll get up early and drive to Baeza for a big day on the Rio Quijos, running "Canyon to Canyon" which includes the lower part of the El Chaco run (avoiding the notorious El Toro rapid - Class IV+). The trip begins in a spectacular mini gorge where the columnar basalt has been twisted in several directions. There are some fun, but challenging rapids in this section like "Rodeo Star" and "Piggly Wiggly." When we reach the confluence with the Rio Oyacachi, we will have a quick river lunch and enter the Bombon section where the action continues. Bombon has pool drop rapids with one rapid of note. "Curvas Peligrosas" is an S-turn with big boils at the top and a couple of big holes at the bottom. Below Curvas, there is another beautiful, but short basalt gorge. The last rapid, Chuchaqui (meaning hangover) has a great wave train. We'll get back to Pacha in time for another great dinner.



## Join us in Ecuador this Winter

**Day 5 (Thursday):** Today we'll take a break and relax at the lodge, go for a hike or bike ride, or explore the local area. Our hosts will be able to advise you on the local attractions near Archidona.

**Day 6 (Friday):** Today, it is a short drive to Mondayacu where the locals will come running to chase the trucks down to the trailhead in order to carry our boats into the lower Jondachi River. We'll hike (30 minutes or so) with our personal gear. Once we near the river, the group can enjoy a side excursion to the "Gran Cañón del Jondachi" while the boats are being inflated. This is a rock formation of around 10 meters high with a waterfall and a beautiful natural lagoon in the middle of the jungle. You are more than welcome to jump in and swim in the refreshing waters.




The river itself is one of the premiere Class III/III+ jungle runs in the area. This run is very remote and has beautiful waterfalls spilling into the river, not to mention fun, technical rapids. We will eat a delicious lunch riverside where the Rio Jondachi meets the Rio Hollin. After joining the Rio Hollin, the volume increases substantially and there are a number of fun pool-drop rapids, including the infamous "Wafflemaker" (Class IV). At the take-out in Santo Domingo de Hollin, we are only a short drive from Pacha and a hot shower before another delicious dinner!



## Join us in Ecuador this Winter

**Day 7 (Saturday):** After our last delicious breakfast at Pacha, pack up your gear to get ready to travel back to Quito. A private van/truck will transport the group back to the Quito airport. We shoot for leaving Pacha around noon, with plenty of time for an evening drop-off at the airport. It may be possible to stop at Papallacta Hots Springs on the way for a soak (\$10 per person). **Lunch is not provided.**



**Post-Trip:** Travel and arrive to USA. Many flights out leave very early in the morning. We can drop you off at a hotel near the airport for a flight out the next day; however, you'll need to book the hotel yourself and arrange transport to the airport. We can recommend some places to stay in Tababela or near the airport. **Hotels and meals post-trip are not included.**

**Trip Cost:** All this for \$1550 per person (plus gear rental if you don't bring your own) with a minimum of four people sharing two glamping cabins. Other cabins and private rooms may be available at additional cost. In the event that individuals within a larger group cancel, a surcharge of \$300 per person may be added to keep the trip running.

# Join us in Ecuador this Winter

## Trip cost includes:

- Transport from Tababela/Quito Airport to Archidona and from Archidona to Tababela/Quito Airport
- Local shuttles to and from rivers (**4 boating days**)
- Lodging at Pacha Eco Lodge (6 nights)
- All meals while at Pacha
- Support kayaker/photographer on all river days
- Porters to carry gear to the Rio Jondachi
- River/community entrance fees

## Trip cost does not include:

- Flights to/from Ecuador
- Hotels/meals pre- and post-trip
- Entrance fees to side excursions (e.g., Papallacta Hot Springs)
- Alcoholic beverages
- Gratuities for the Pacha staff, safety kayakers and drivers
- Rental of equipment or personal gear – catarafts, rafts kayaks, and inflatable kayaks are available to rent
- Medical Insurance/Travel Protection Plan
- Mandatory clothing and equipment (see "**What to Bring**" below)

## Additional charges for upgrades and add-ons:

- Have the Glamping Cabin to yourself \$150 per person, if available
- Upgrade to the Pacha Room with private bath with two people \$200 per person, if available
- Upgrade to the riverside Sunset Room with private bath for two people \$250 per person, if available
- Upgrade to one of the more spacious riverside Moon Rooms with private bathroom. Each room can accommodate a maximum of 4 guests (upgrade cost depends on the number of people in room)
- Extra non-boating day, includes night of lodging (glamping) and meals (\$100 per person)
- Extra boating day, includes night of lodging (glamping), meals, and boating (\$175 per person)
- Boat Rental
  - Cataraft Package – 5 days (\$600) plus \$250 damage deposit
  - Paddle Raft – 5 days (\$350)
  - Oar Frame Raft – 5 days (\$650)
  - 2-person Inflatable Kayak – 5 days (\$175)

Neil has tentatively scheduled to be in Ecuador during January, February or March 2027 and will accompany trips during that time period. Trips are scheduled to run Sunday to Saturday. With enough people, we may be able to do a two-day add-on to accommodate a Swiftwater Rescue Course where you will receive your ACA Level 3 certification. This adds an additional \$500 per person, which includes 2 nights lodging and meals at Pacha, instruction, and certificate. Contact Neil ([gearhead@golightoutdoors.com](mailto:gearhead@golightoutdoors.com)) to choose your preferred dates.


## Join us in Ecuador this Winter

**Booking a Trip:** Contact Neil with your desired trip dates. Once the dates and number of people are set, you will be required to pay a deposit (directly to **Kayak Ecuador**) to hold the dates and reserve the rooms. Full payment to **Kayak Ecuador** is required 60 days prior to the trip date.

**Cancellation Policy:** A 50% per person deposit required to reserve booking. Full payment to **Kayak Ecuador** is required 60 days prior to the trip date. If you cancel prior to the full payment date you will receive a refund of your deposit minus a \$100 per person processing fee. Failure to provide full payment will result in trip cancellation and forfeiture of the entire deposit. Cancellations made after full payment and more than 30 days prior to the departure of the trip will receive a 50% refund of payments, minus a \$100 per person processing fee. Reservations canceled within 30 days of the trip departure will not receive a refund.

It is your responsibility to be at your trip's scheduled check-in time and departure. If you show up late and miss your trip, you have canceled without notification and will not receive a refund. If space allows we may be able to assess a trip change fee and put you on a later trip; however, this is situational and cannot be guaranteed as an option, therefore it is in your best interest to be on time for your trip's check-in and departure. There are **no exceptions** to this policy so please remember to account for weather conditions, traffic, construction, etc. For this reason, we recommend arriving in Quito the day before your scheduled pick-up date.

We also strongly recommend purchasing a travel protection plan that includes trip cancellation and interruption coverage, baggage loss protection, emergency medical and emergency medical evacuation coverage. A travel protection plan may help reimburse the cost of your pre-paid, non-refundable payments in the event you are prevented from taking your trip for a covered reason. Personal items and cameras are carried entirely at the owner's risk, and we accept no responsibility for lost or damaged property.



# Join us in Ecuador this Winter

## What to Bring: See the Gear List below

### Recommended and MANDATORY River Gear:

- Splash Jacket or Dry Top x 1 (or good neoprene jacket) **\*\*Mandatory** for cooler days on the river
- Splash Pants x 1 **\*\*Mandatory** for those cooler days on the river
- Wetsuit (shorty or farmer john) or neoprene shorts for those cooler days on the river
- Synthetic T-shirt x 1 **\*\*Mandatory**
- Synthetic T-shirt (long sleeve) x 1 **\*\*Mandatory**
- Shorts x 2
- Lycra Tights/Pants (great for sun and mosquitos)
- RIVER Shoes. (river shoes with laces, no booties, soft shoes, or open toes) **\*\*Mandatory** (can be rented)  
\*\*Chaco and sandals acceptable for easy river days (Class II)
- Neoprene socks
- Gloves for rowing
- 6-12 Liter Personal Dry Bag **\*\*Mandatory** (this item can be rented)
- Water Bottle with safe attachment to boat **\*\*Mandatory**

### Safety for Rafters and IKs

#### These Items are MANDATORY

**PFD: Each participant MUST have a serviceable U.S. Coast Guard approved personal flotation device (PFD).**

All PFDs must have a USCG approved label stating the PFD is designed for whitewater rafting, canoeing, rescue, sailing, paddling, and/or kayaking. The label must be readable. The PFD may not have any holes, rips, tears, broken/repared buckles, or broken/repared zippers, and must be appropriately sized for each person.

**\*\*Your PFD must pass inspection by Kayak Ecuador Staff or it will be rejected (this item can be rented)**

- Helmet river helmet, good fit (this item can be rented)
- Flip Line (15 feet) of webbing to be rolled and carried in your PFD with the carabiners (can be rented)
- Locking Carabiners (At least 2, automatic or manual locking)
- Rescue Throw Rope (50 foot minimum). **\*\*Kayak Ecuador may reject or modify your rope if it is unsafe.**

The Safety STAFF of Kayak Ecuador will Be carrying additional Hardware, Satellite Phone and First Aid. They might ask the 2 most solid Rafters to carry some long Rescue Ropes.

### General Clothing Recommended for Comfort On and Off the River:

- Cap/visor
- T-shirts x 4 (You sweat a lot in the Jungle!)
- Shorts x 2
- Light pants (Easy Dry, trekking type)
- Hoody or comfy Pullover for rides after cold rivers
- Long-sleeved shirt for cool evenings
- Light rain jacket
- Sport Shoes
- Sandals

# Join us in Ecuador this Winter

## Other Recommended Items:

- Insect repellent (DEET and Picaridin)
- Water-resistant sunscreen
- Waterproof camera or phone case
- Go Pro for video
- Extra cam straps for rigging